



# Measurement of the $e^+e^- \rightarrow \pi^+\pi^-$ cross section at BESIII

**Benedikt Kloss**  
for the **BESIII Collaboration**

**Institute of Nuclear Physics – Mainz University**

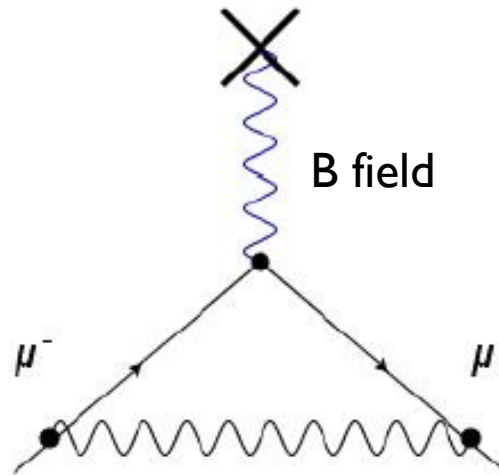


**Twelfth Conference on the Intersections of Particle and Nuclear Physics**

May 2015, Vail, Colorado

Very basic cross section and form factor!

# Motivation: The anomalous magnetic moment of the muon



# The anomalous magnetic moment

---

Our goal: Measurement of hadronic cross section as input for

$$a_{\mu} = \frac{g_{\mu} - 2}{2}$$

experimental measurement:  $a_{\mu}^{\text{exp}} = (11659208.9 \pm 6.3) \cdot 10^{-10}$   
[PRD 73, 072\(2006\)](#)

theoretical prediction:  $a_{\mu}^{\text{SM}} = (11659580.2 \pm 4.9) \cdot 10^{-10}$   
[Eur. Phys. J. C71, 1515\(2011\)](#)

---

**⇒ discrepancy: 3.6 standard deviations**

# The anomalous magnetic moment

---

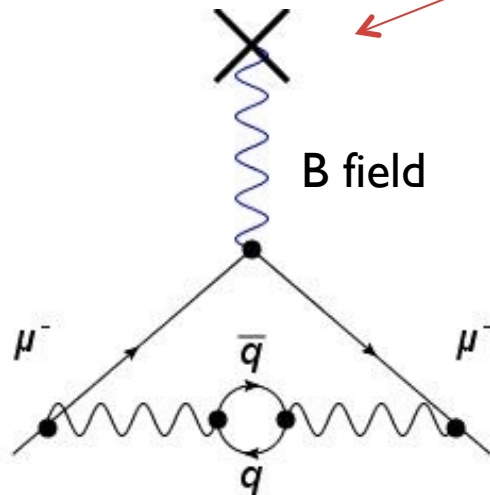
**Theoretical prediction:**  $a_{\mu}^{SM} = a_{\mu}^{QED} + a_{\mu}^{weak} + a_{\mu}^{hadr}$



can not be calculated by means of perturbative calculations

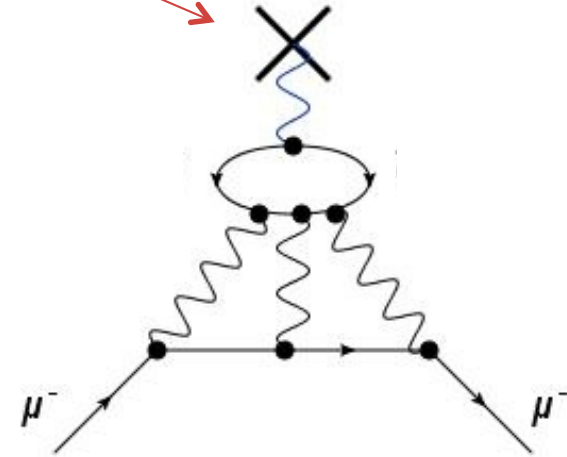
# The anomalous magnetic moment

Theoretical prediction:  $a_{\mu}^{SM} = a_{\mu}^{QED} + a_{\mu}^{weak} + a_{\mu}^{hadr}$



hadronic vacuum polarization:

$$a_{\mu}^{hadr,VP} = (692.2 \pm 4.2) \cdot 10^{-10} \text{ Davier et al.}$$



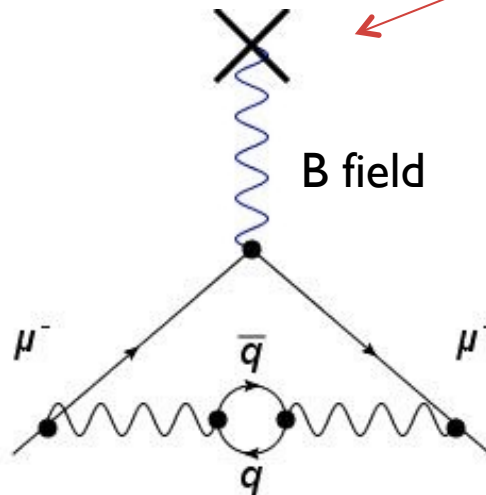
hadronic light-by-light scattering:

$$a_{\mu}^{hadr,LBL} = (10.5 \pm 2.6) \cdot 10^{-10} \text{ Prades et al.}$$

$$(11.6 \pm 4.0) \cdot 10^{-10} \text{ Nyffeler}$$

# The anomalous magnetic moment

Theoretical prediction:  $a_{\mu}^{SM} = a_{\mu}^{QED} + a_{\mu}^{weak} + a_{\mu}^{hadr}$



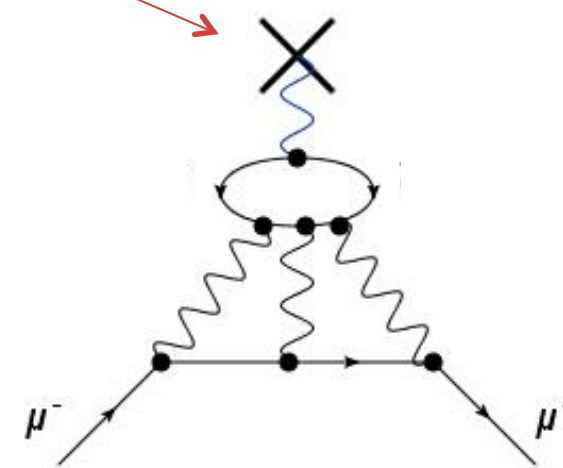
hadronic vacuum polarization:

$$a_{\mu}^{hadr,VP} = (692.2 \pm 4.2) \cdot 10^{-10} \text{ Davier et al.}$$

Dispersion relation

$$a_{\mu}^{hadr,VP} \cong \frac{1}{4\pi^3} \int_{4m_{\pi}^2}^{\infty} K(s) \sigma(e^+e^- \rightarrow hadr) ds$$

$$\text{Kernel function } K(s) \propto \frac{1}{s}$$



hadronic light-by-light scattering

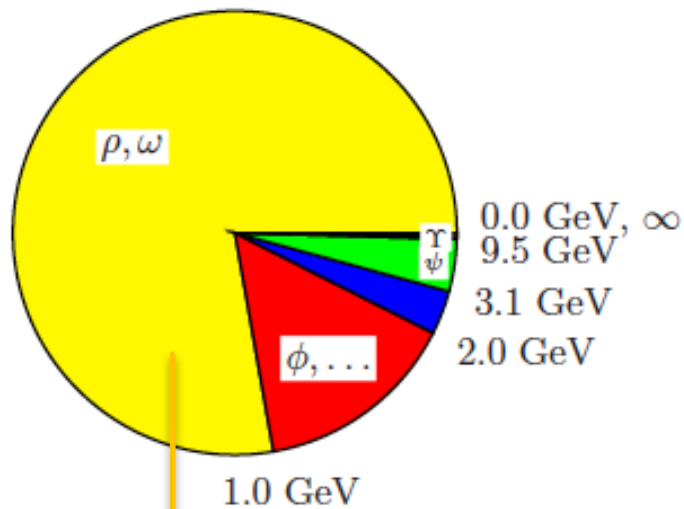
$$a_{\mu}^{hadr,LBL} = (10.5 \pm 2.6) \cdot 10^{-10} \text{ Prades et al.}$$

$$(11.6 \pm 4.0) \cdot 10^{-10} \text{ Nyffeler}$$

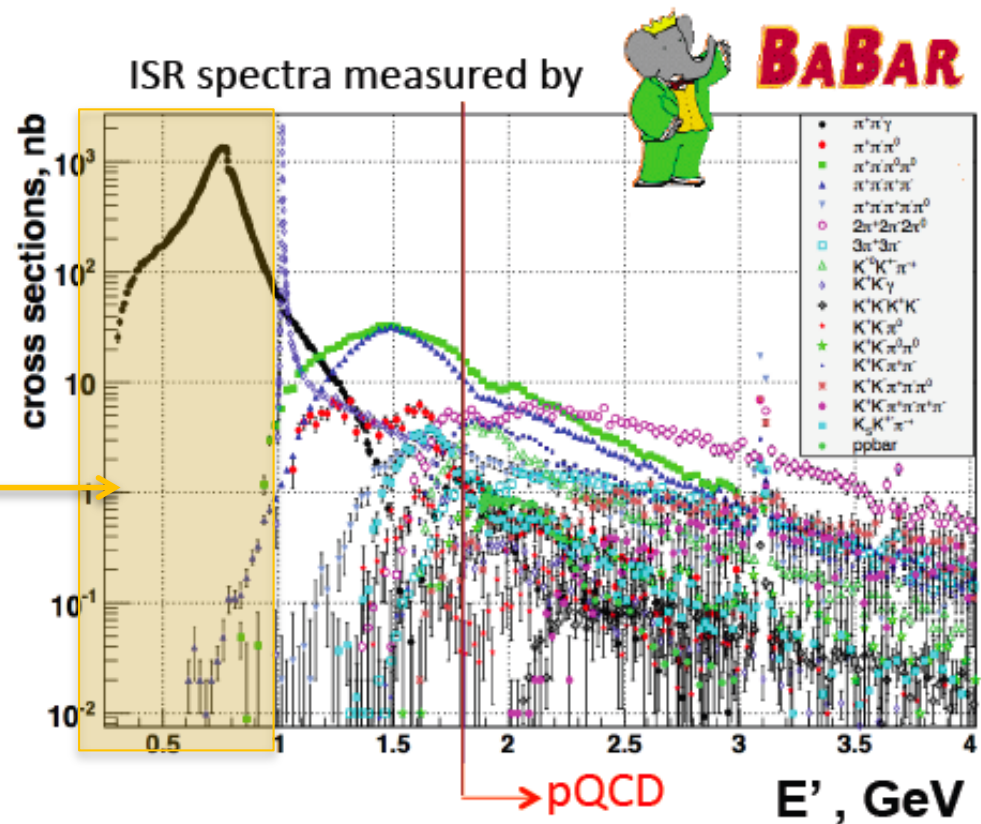
model dependent

# Hadronic Vacuum Polarization

Contributions of hadronic cross sections to the hadronic content  $a_\mu^{\text{had}}$  of the (g-2) anomaly:



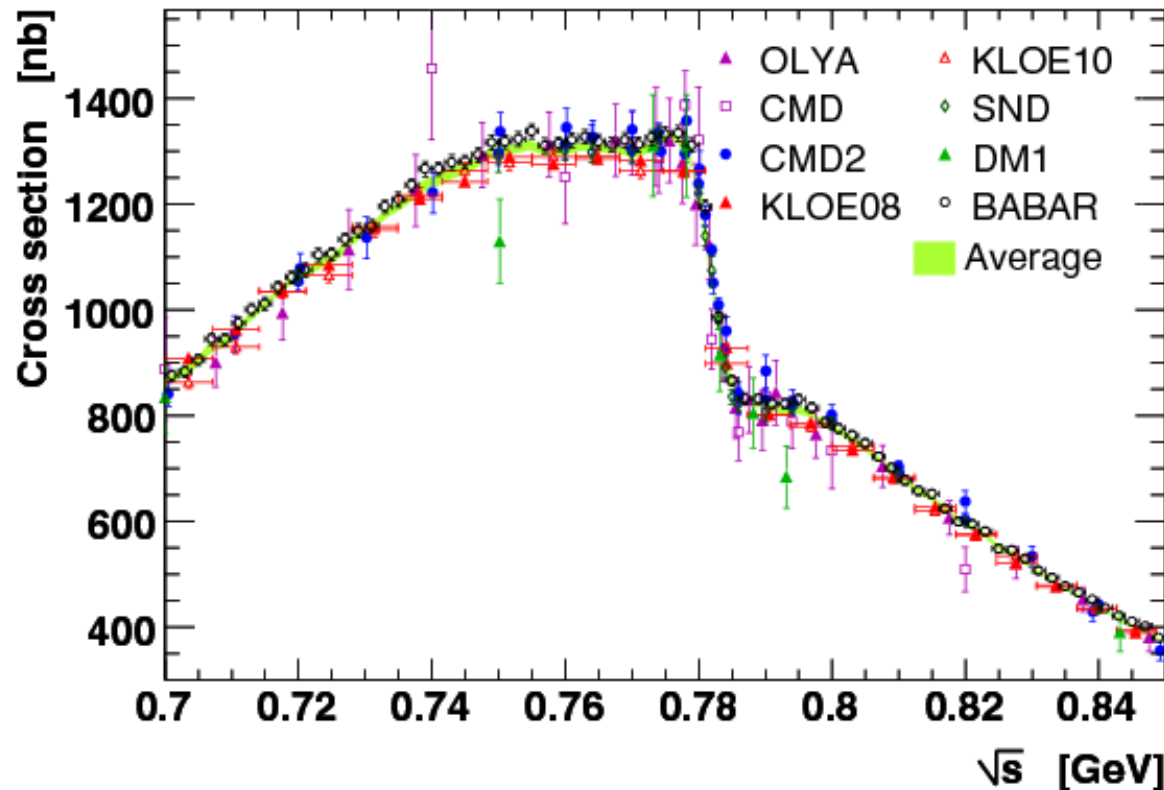
The largest contribution is below 1 GeV.  
Channel  $e^+e^- \rightarrow \pi^+\pi^-$  is the most important one.



Kernel function  $K(s) \propto \frac{1}{s}$   
and cross section  $\sigma(s) \propto \frac{1}{s}$

# Hadronic Vacuum Polarization

This has already been measured with high precision among others at BaBar, KLOE, CMD2, and SND.



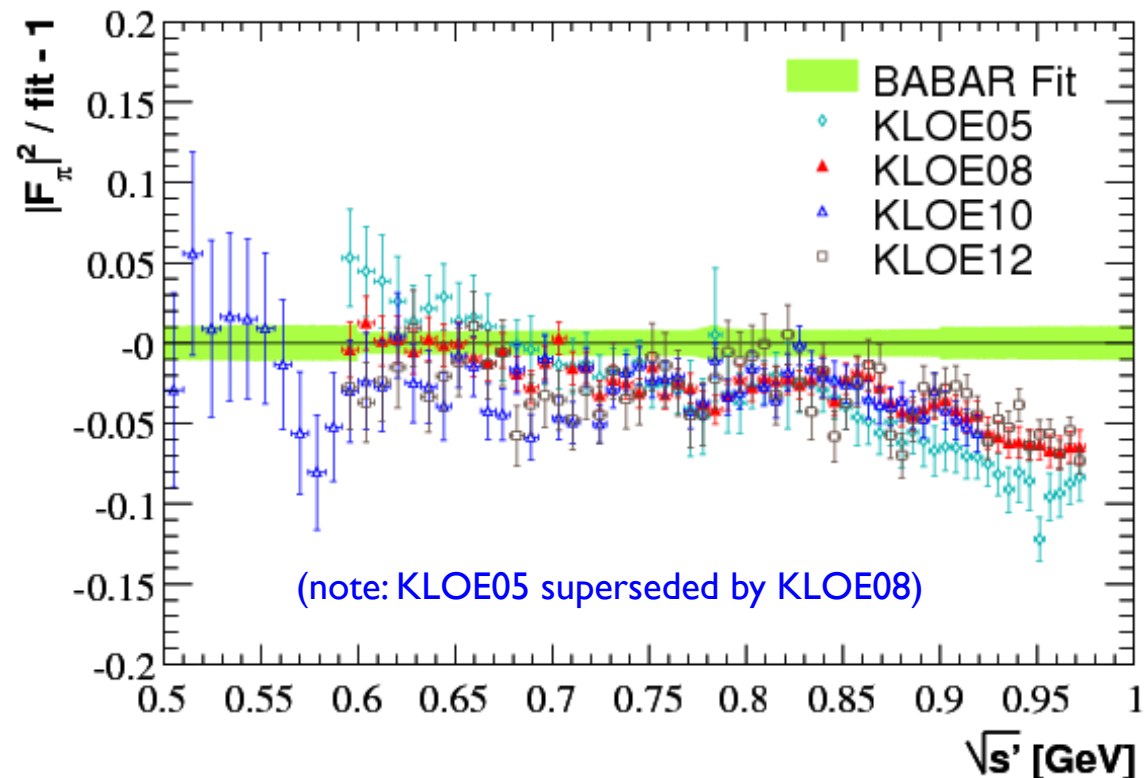
Systematic uncertainties:

BaBar:	0.5%
KLOE:	0.8%
CMD2:	0.8% (limited by statistics)
SND:	1.5% (limited by statistics)



# Hadronic Vacuum Polarization

Pion Form Factor:  $|F_\pi|^2(s') = \frac{3s'}{\pi\alpha\beta_\pi^3(s')} \sigma(e^+e^- \rightarrow \pi^+\pi^-)(s')$  ,  $\beta_\pi(s') = \sqrt{1 - \frac{4m_\pi^2}{s'}}$



KLOE08: untagged ISR, normalization to radiator function

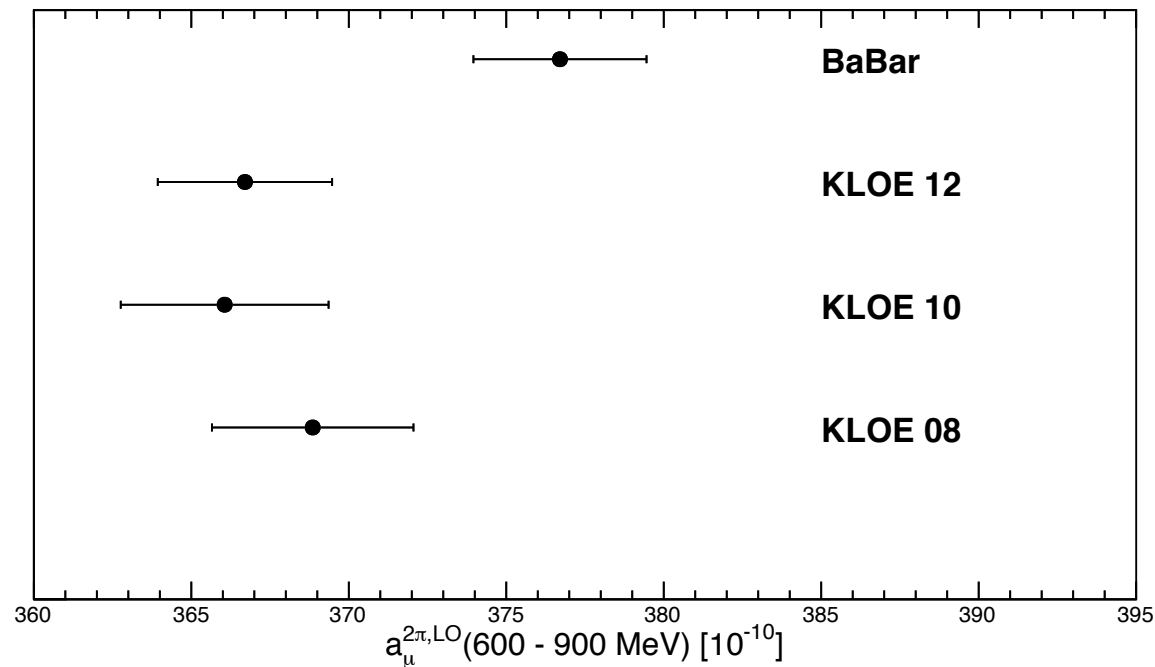
KLOE10: tagged ISR, normalization to radiator function

KLOE12: untagged ISR, normalization to  $\mu^+\mu^-\gamma$  events (as BaBar)

# Hadronic Vacuum Polarization

This leads to different values for  $a_\mu^{hadr,VP} \cong \frac{1}{4\pi^3} \int_{4m_\pi^2}^{\infty} K(s)\sigma(e^+e^- \rightarrow hadr)ds$

$\Delta a_\mu$  reduces to  $2.4\sigma$ , when using BaBar data only.



$2\pi$  contribution

mass range we have studied at BESIII: 600 – 900 MeV

- ~ 70% of  $2\pi$  contribution
- ~ 50% of  $a_\mu^{hadr,VP}$

# Hadronic Vacuum Polarization

---

**Our goal:**



Measurement of the  $e^+e^- \rightarrow \pi^+\pi^-$  cross section  
at the BESIII experiment

with a precision

**in the order of 1%**

The logo for the BESIII experiment, featuring the letters 'B', 'E', 'S', and 'III' in a stylized, colorful font. The 'B' is blue, the 'E' is red, the 'S' is green, and the 'III' is black.

# The BESIII experiment

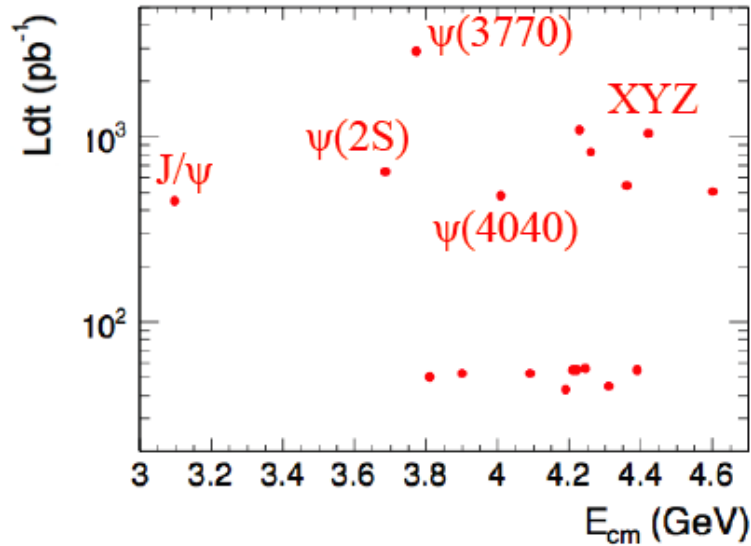


# BESIII Collaboration

Political Map of the World, June 1999

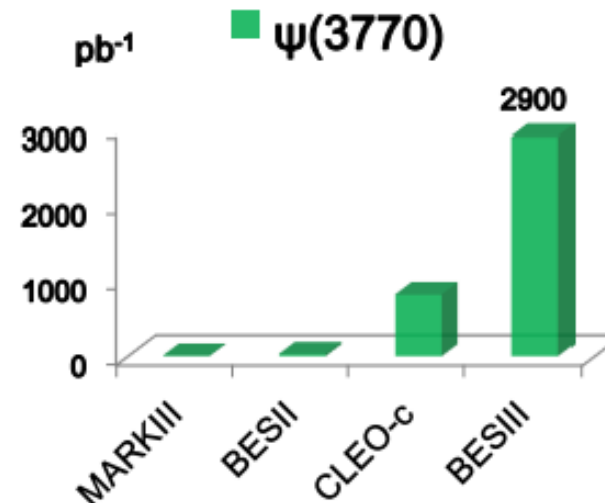
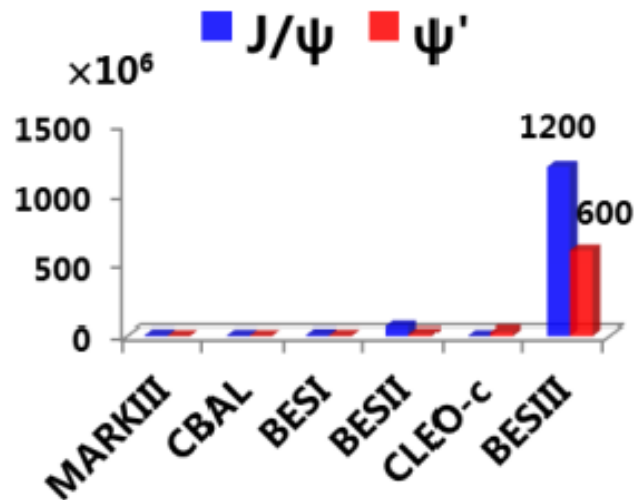


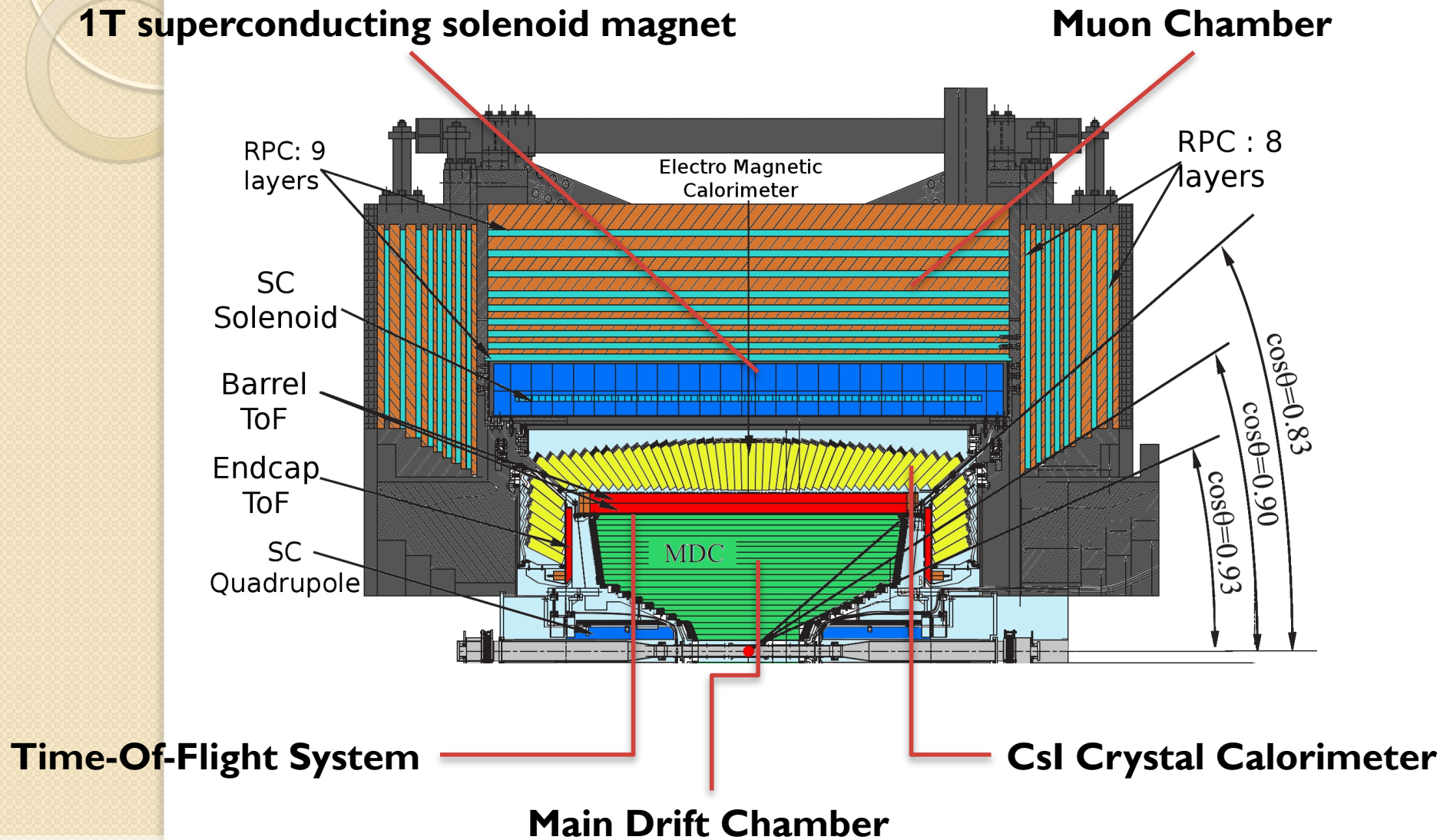
Integrated luminosities BESIII



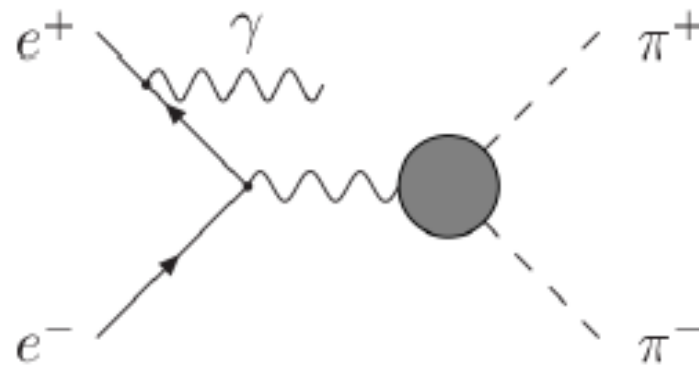
## BEPCII Collider:

- located in Beijing, China
- symmetric  $e^+e^-$  collider
- $2 \text{ GeV} < E_{CMS} < 4.6 \text{ GeV}$
- data taken at  $\sqrt{s} = 3.77 \text{ GeV} : 2.9 \text{ fb}^{-1}$





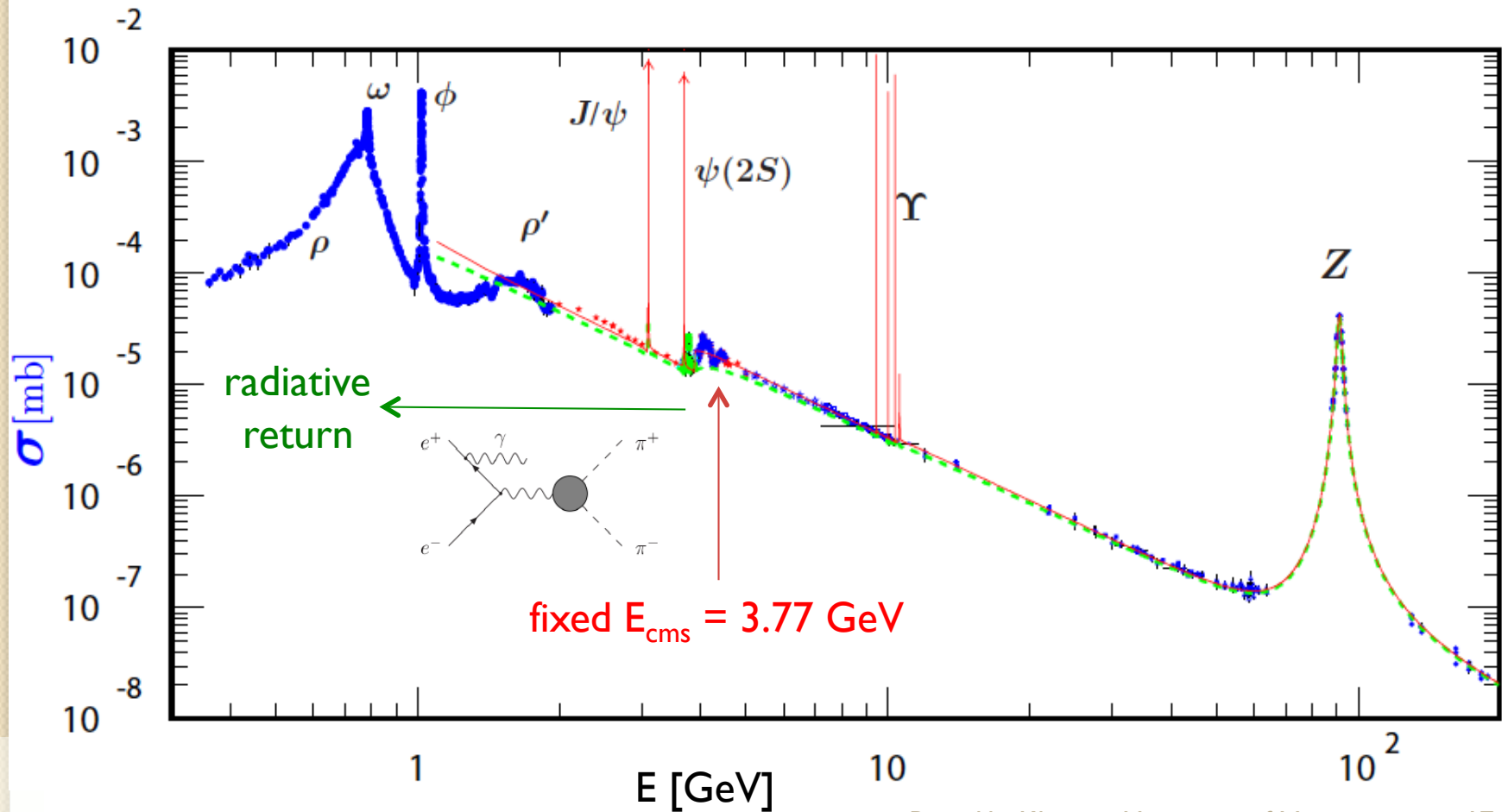
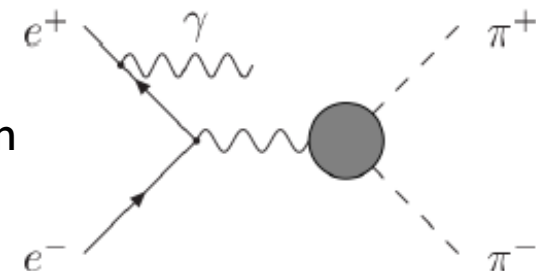
# Initial State Radiation Analysis





# Initial State Radiation

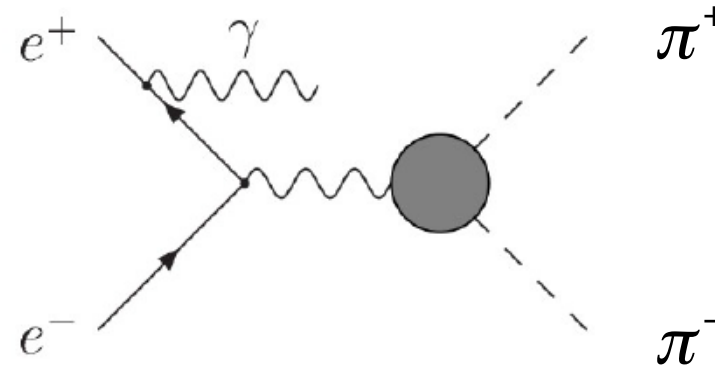
- photon emitted in the initial state
- nominal energy lowered by the energy of the emitted photon  
 $\Rightarrow$  measurements at different energies possible



# Initial State Radiation

Study the channel

$$e^+e^- \rightarrow \pi^+\pi^-\gamma_{ISR}$$



to measure the cross section of  $e^+e^- \rightarrow \pi^+\pi^-$   
via

$$\frac{d\sigma_{ISR}(M_{2\pi})}{dM_{2\pi}} = \frac{2M_{2\pi}}{s} W(s, x, \theta_\gamma) \cdot \sigma(M_{2\pi})$$

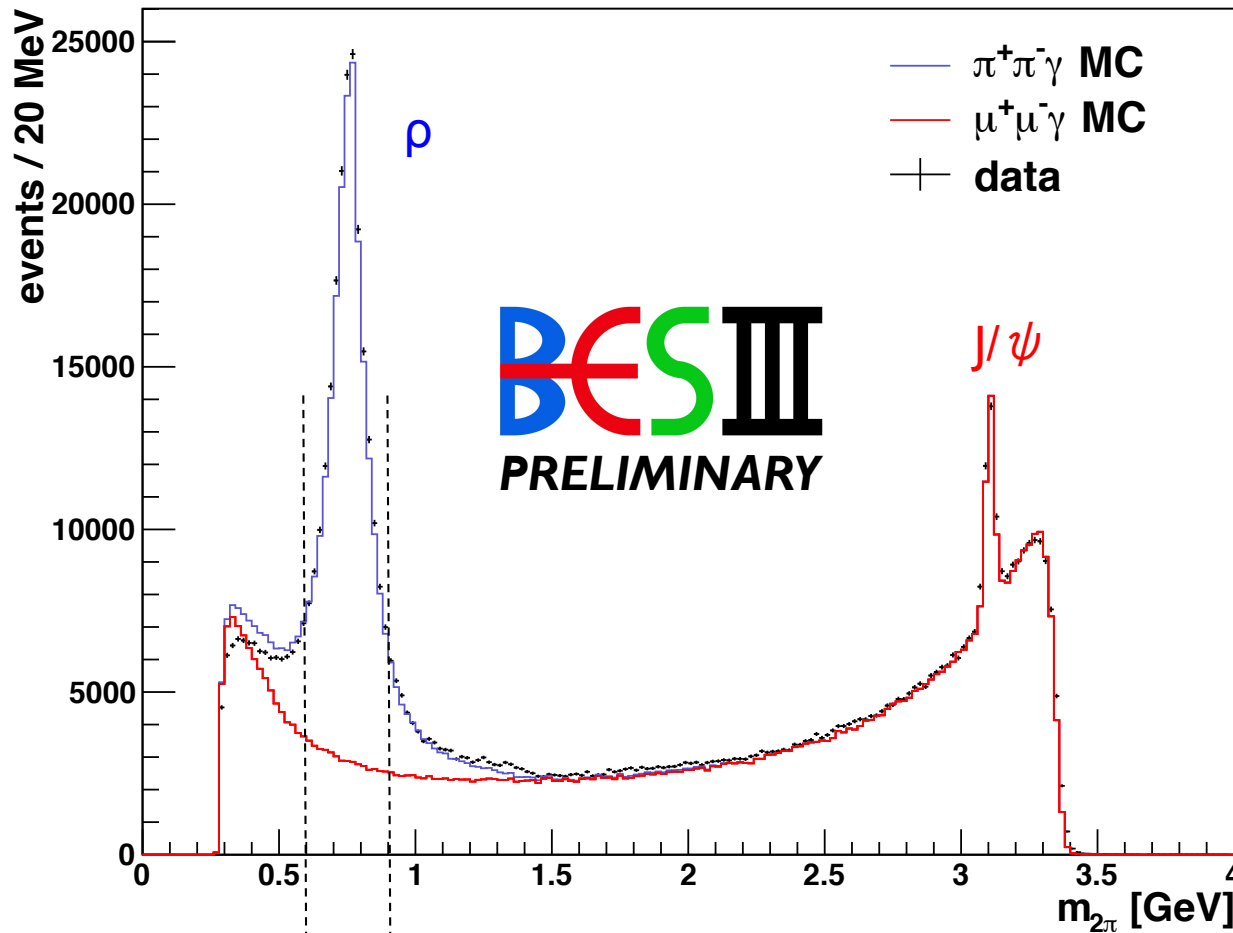
(neglecting FSR)

invariant mass of  $2\pi$

Radiator function

# ISR analysis

acceptance requirements only



- 2.9 fb<sup>-1</sup>, taken at 3.77 GeV
- detected ISR photon
- MC produced with Phokhara  
[Eur.Phys.J. C24:71-82 \(2002\)](#)
- main background:  $\mu^+\mu^-\gamma$
- data-MC differences visible
- initial publication: 600 – 900 MeV

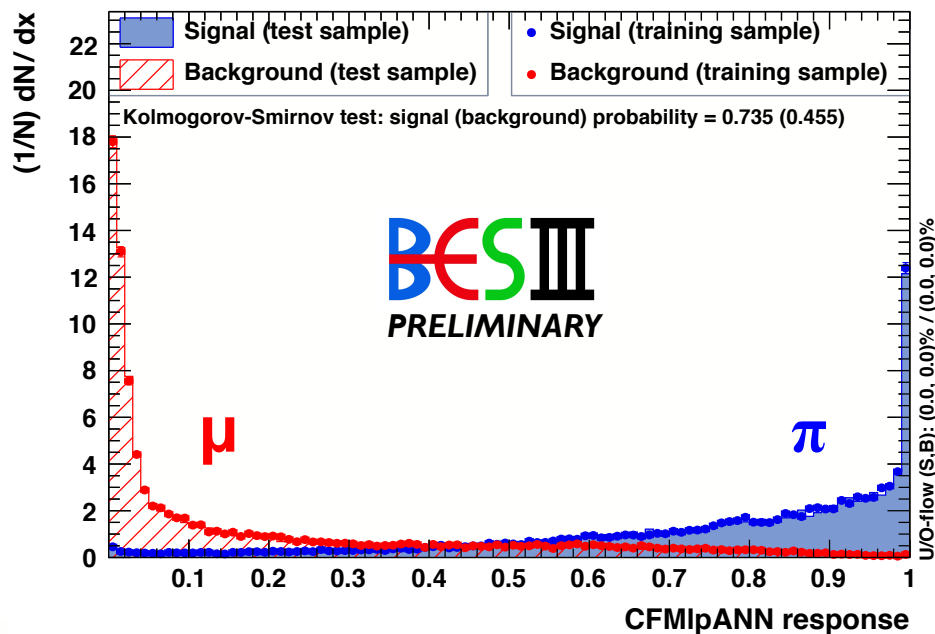
initial publication

# ISR analysis

## Muon suppression:

- TMVA method (Neural Network)
- trained with MC events
- efficiency matrix ( $p, \Theta$ ) for data-MC
- track-based data-MC corrections
- cross checked for different TMVA methods

TMVA overtraining check for classifier: CFMlpANN

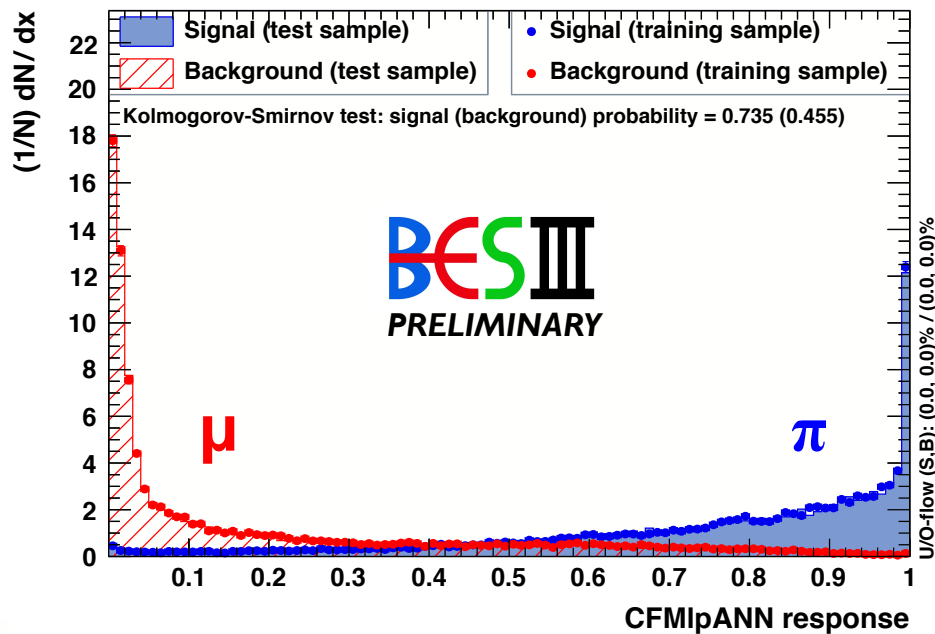


# ISR analysis

## Muon suppression:

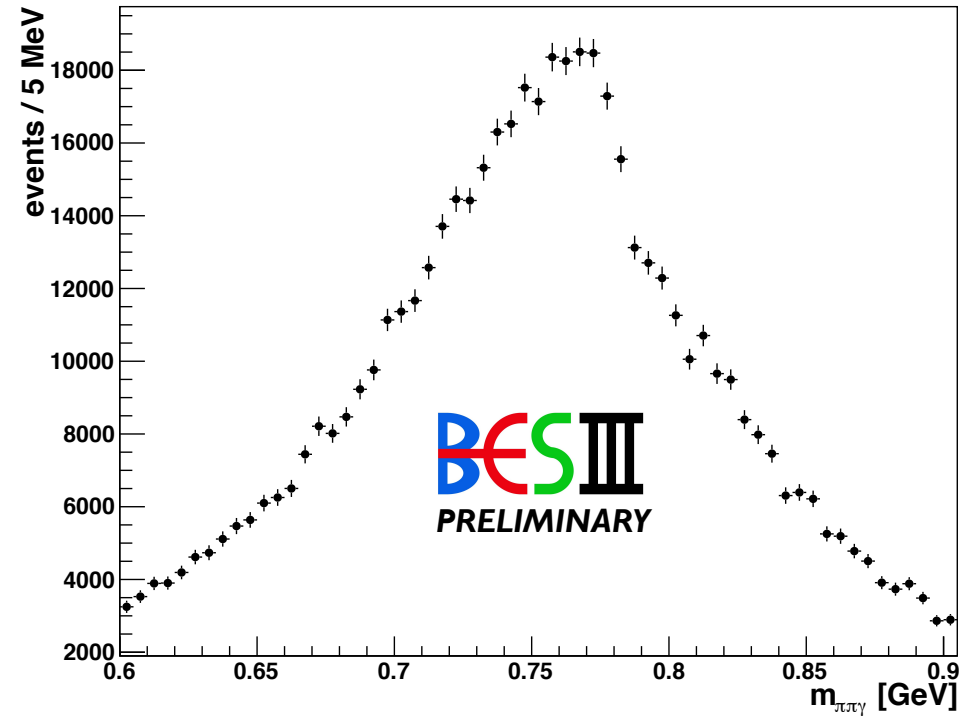
- TMVA method (Neural Network)
- trained with MC events
- efficiency matrix ( $p, \Theta$ ) for data-MC
- track-based data-MC corrections
- cross checked for different TMVA methods

TMVA overtraining check for classifier: CFMIpANN



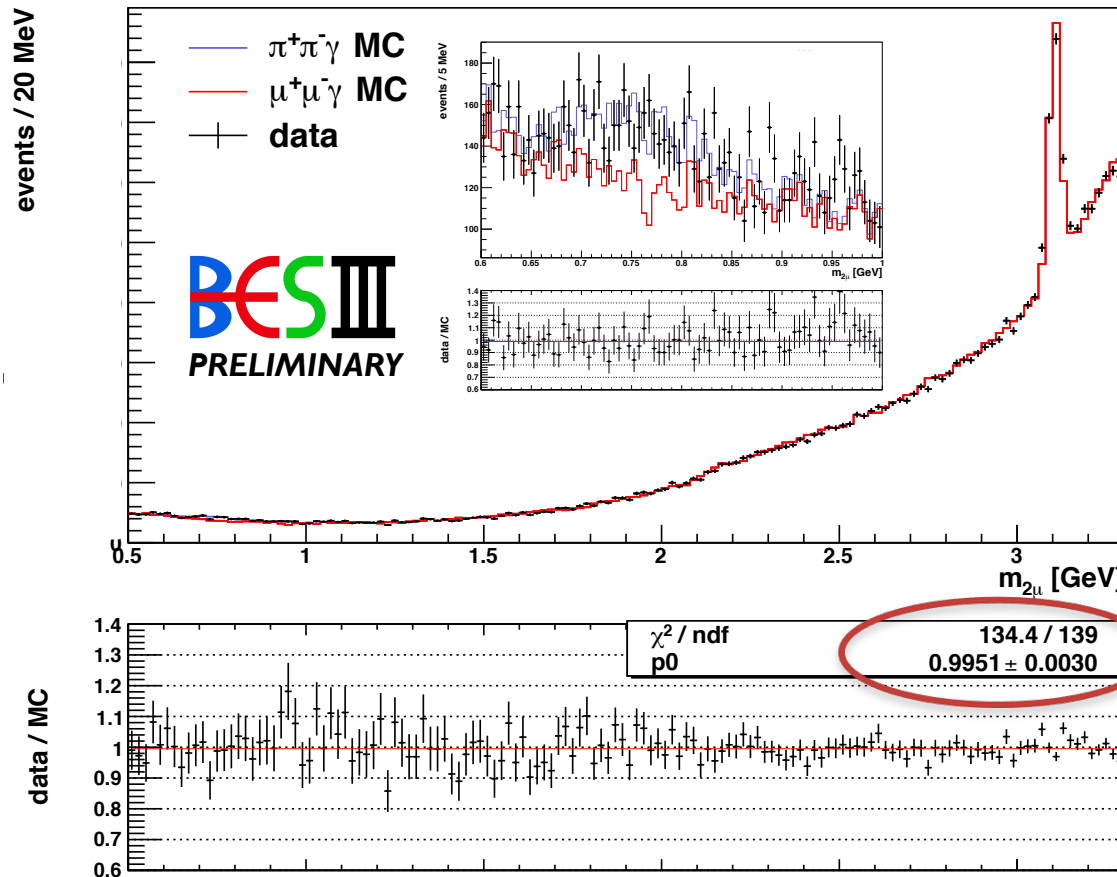
## Event yield:

- selection requirements and ANN applied
- after background subtraction



# Data vs. QED

reverse selection:  $\mu^+\mu^-\gamma$



- $\pi^+\pi^-\gamma$  background very small
- PHOKHARA accuracy < 0.5%
- luminosity accuracy 1.0%
- after data-MC efficiency corrections

→ excellent agreement with QED

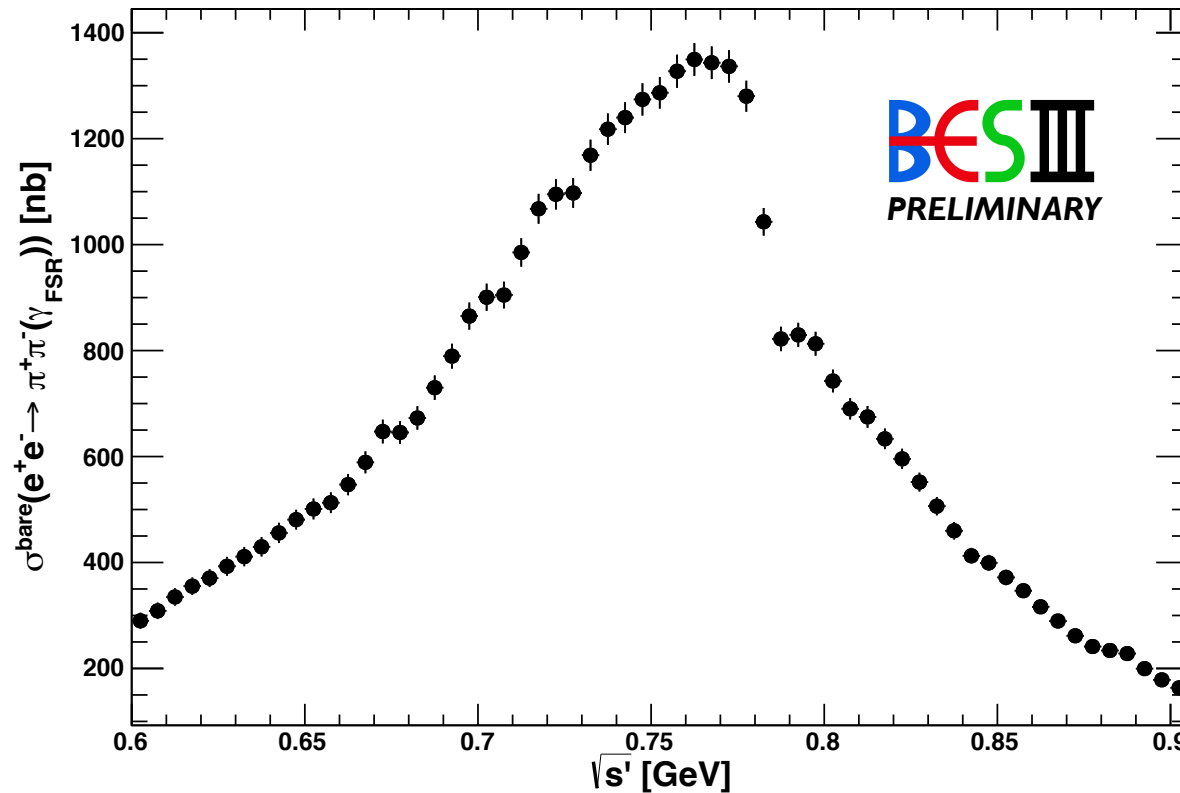
$$\Delta(\text{data/QED}) = (0.49 \pm 0.30) \%$$

↑  
statistical error only

# Normalization methods

I.) Normalization to integrated luminosity  $L_{\text{int}}$

$$\sigma^{\text{bare}}(e^+e^- \rightarrow \pi^+\pi^-(\gamma_{\text{FSR}})) = \frac{N_{\pi\pi\gamma} / \epsilon}{L_{\text{int}} \cdot H_{\text{rad}} \cdot \delta_{\text{vac}} \cdot (1 + \delta_{\text{FSR}})}$$

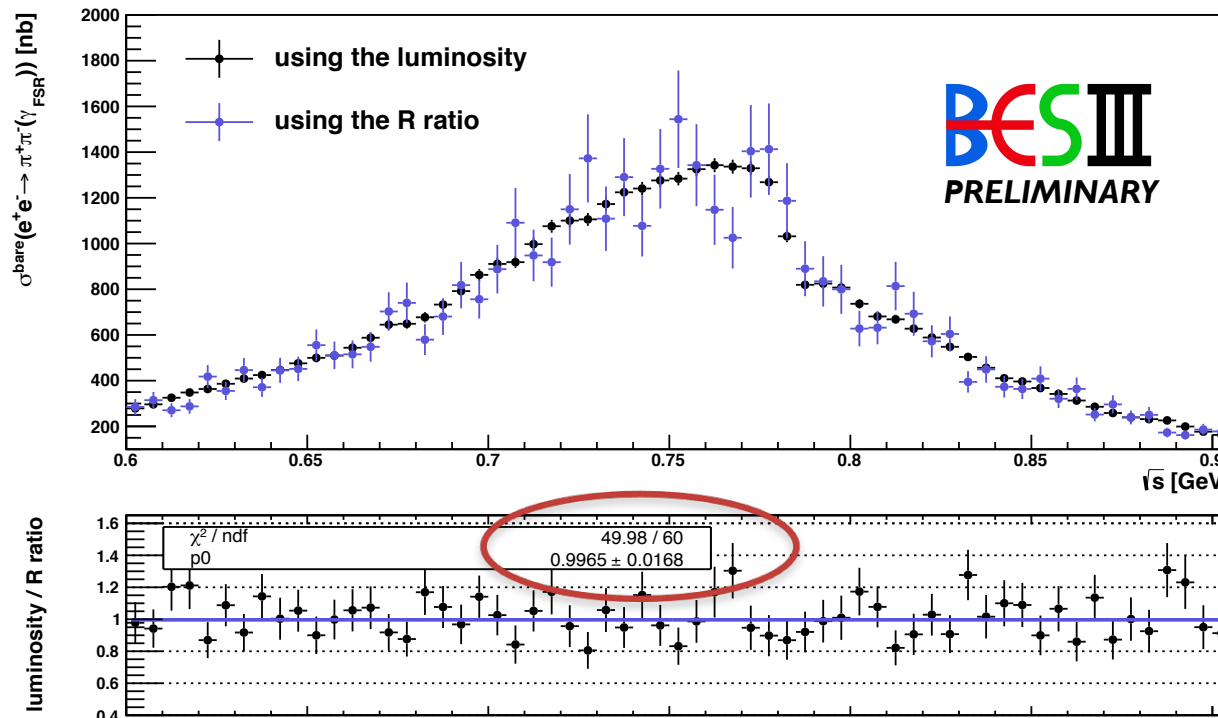


# Normalization methods

1.) Normalization to integrated luminosity  $L_{\text{int}}$

$$\sigma^{\text{bare}}(e^+e^- \rightarrow \pi^+\pi^-(\gamma_{\text{FSR}})) = \frac{N_{\pi\pi\gamma} / \varepsilon}{L_{\text{int}} \cdot H_{\text{rad}} \cdot \delta_{\text{vac}} \cdot (1 + \delta_{\text{FSR}})}$$

2.) Normalization to  $\mu^+\mu^-\gamma$  events, i.e. R ratio  $\pi^+\pi^-\gamma / \mu^+\mu^-\gamma$   
 $\rightarrow L_{\text{int}}, H_{\text{rad}}$  and  $\delta_{\text{vac}}$  cancel



**Luminosity / R ratio – 1  
 = (0.35 ± 1.68) %**

**limited by  $\mu^+\mu^-\gamma$  statistics**



# Summary of Systematic Uncertainties



source	uncertainty (%)
photon efficiency correction	0.2
pion tracking efficiency correction	0.3
pion ANN efficiency correction	0.2
pion e-PID efficiency correction	0.2
ANN	negl.
angular acceptance	0.1
muon background subtraction	0.06
non-muon background subtraction	0.03
unfolding	0.2
FSR correction $\delta_{FSR}$	0.2
vacuum polarization correction $\delta_{vac}$	0.2
radiator function	0.5
Luminosity $\mathcal{L}$	1.0
<b>sum</b>	<b>1.3</b>

**Luminosity is the limiting factor!**

**Our plan:**

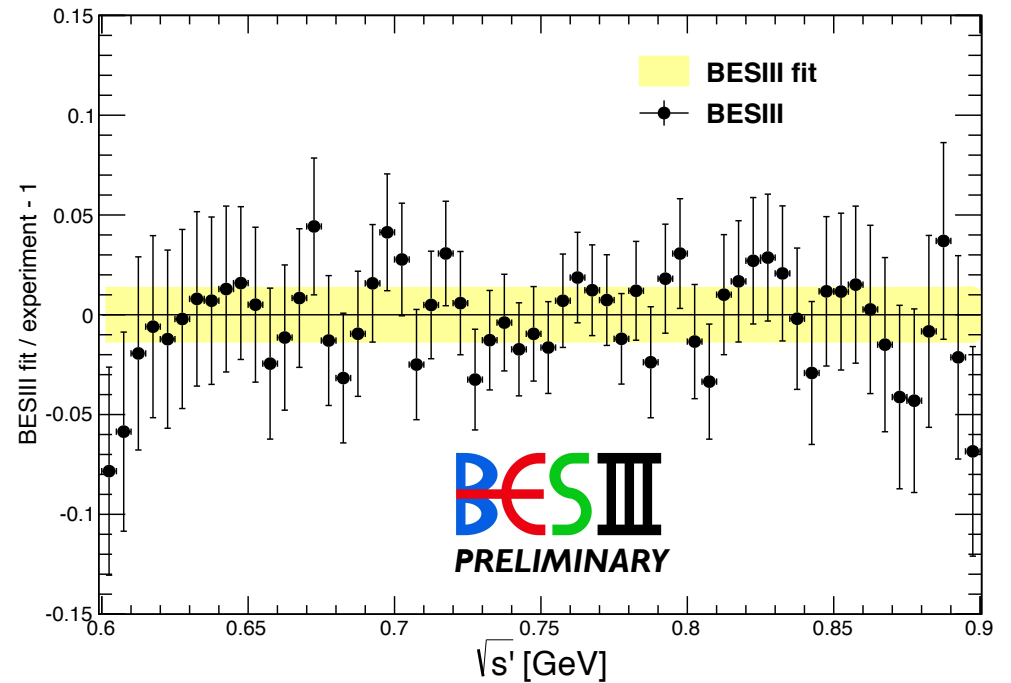
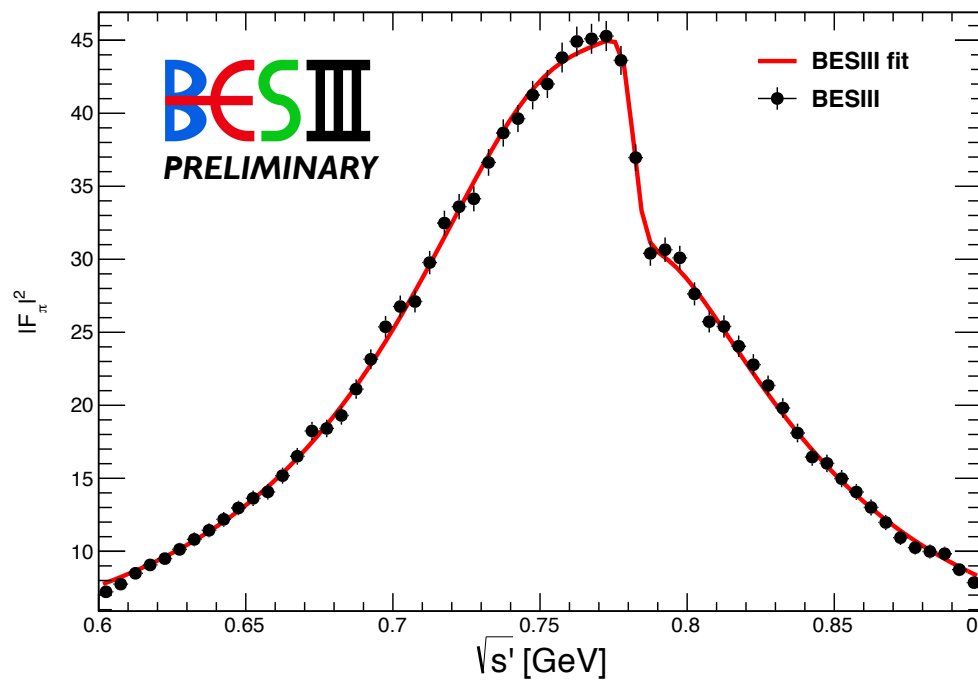
Redo the luminosity measurement  
and reduce its  
systematic uncertainty.

- new tool: Babayaga@NLO
- matter of weeks

# Results

**BES III**  
**PRELIMINARY**

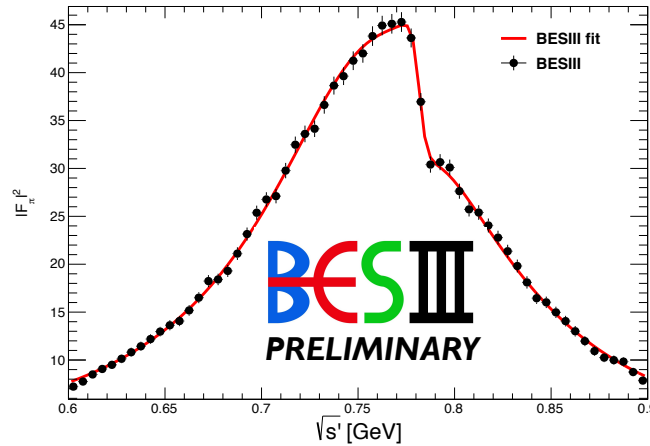
# Extracted Form Factor



Fit function: **Gounaris-Sakurai Parameterization**

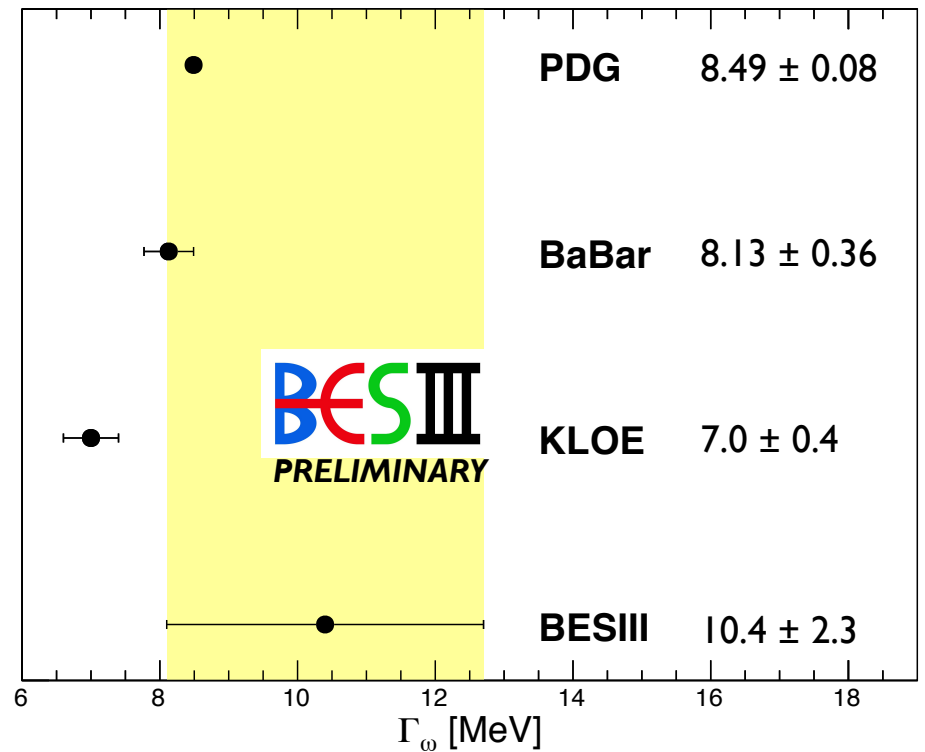
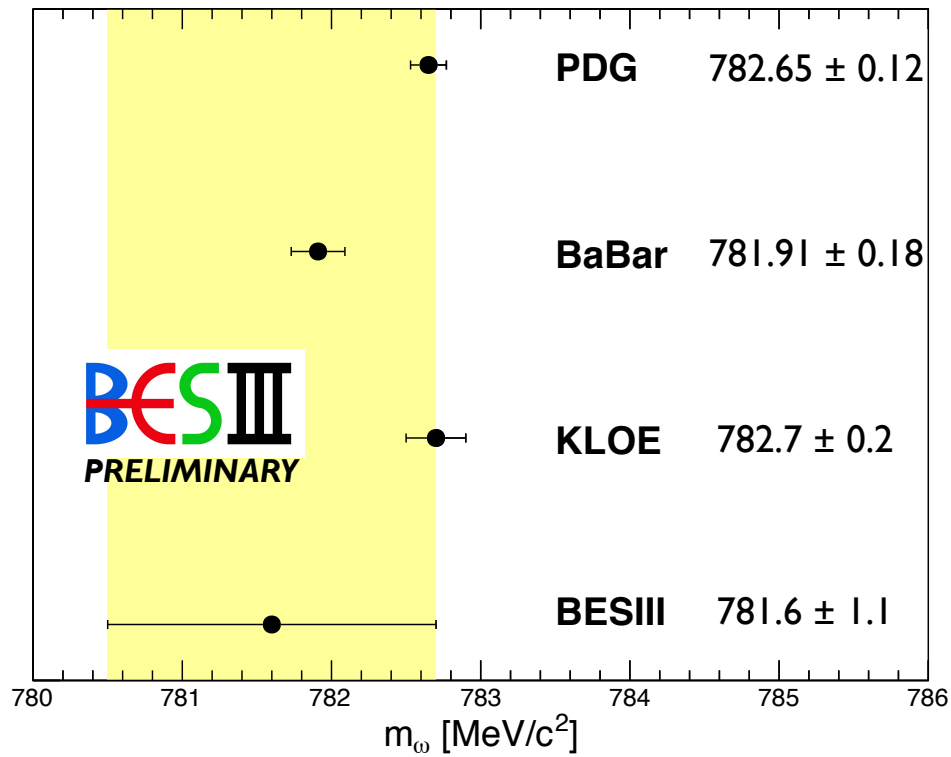
$$\chi^2 / \text{ndf} = 33.2 / 51$$

# Fit parameters

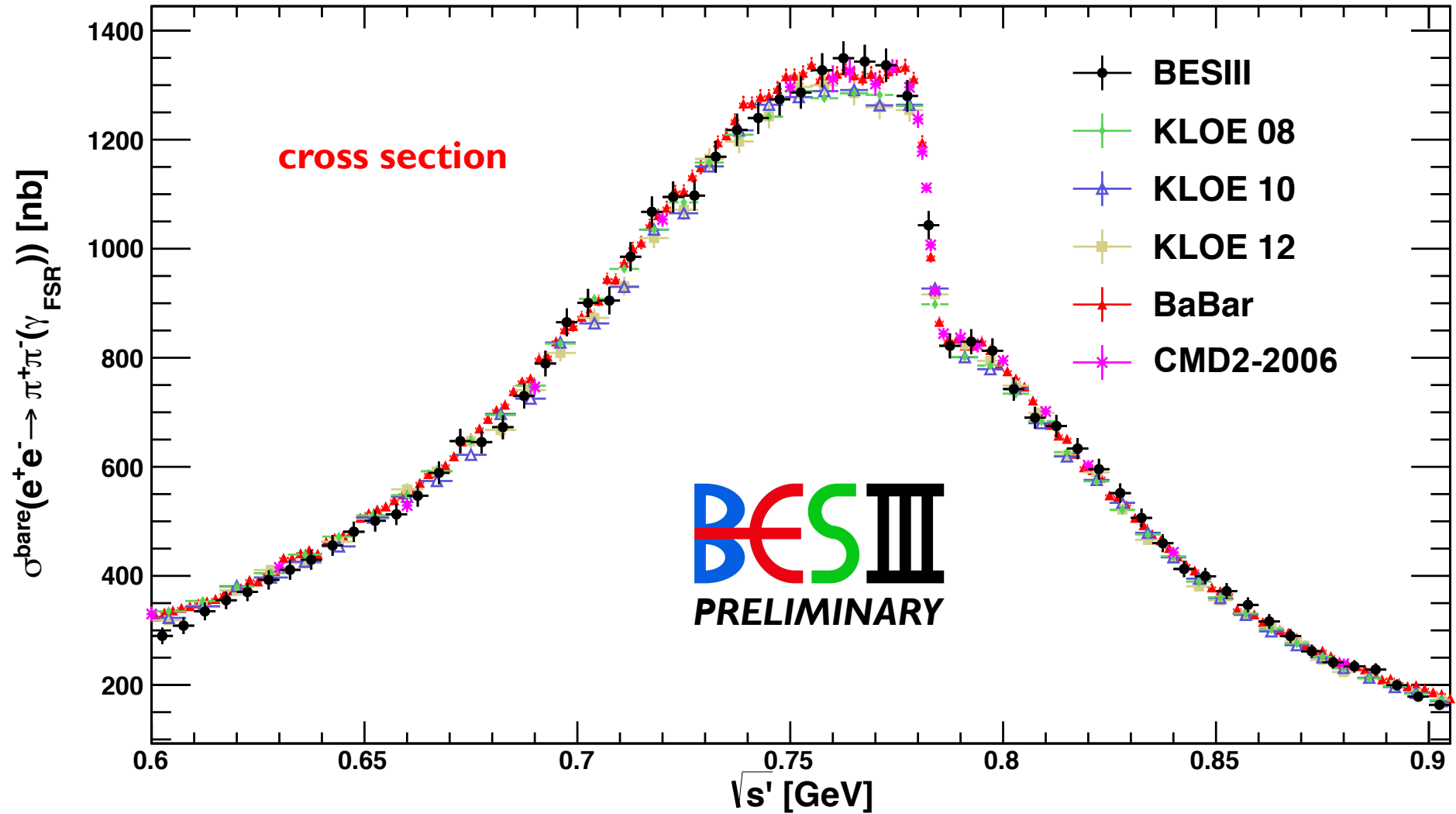


$m_\omega$

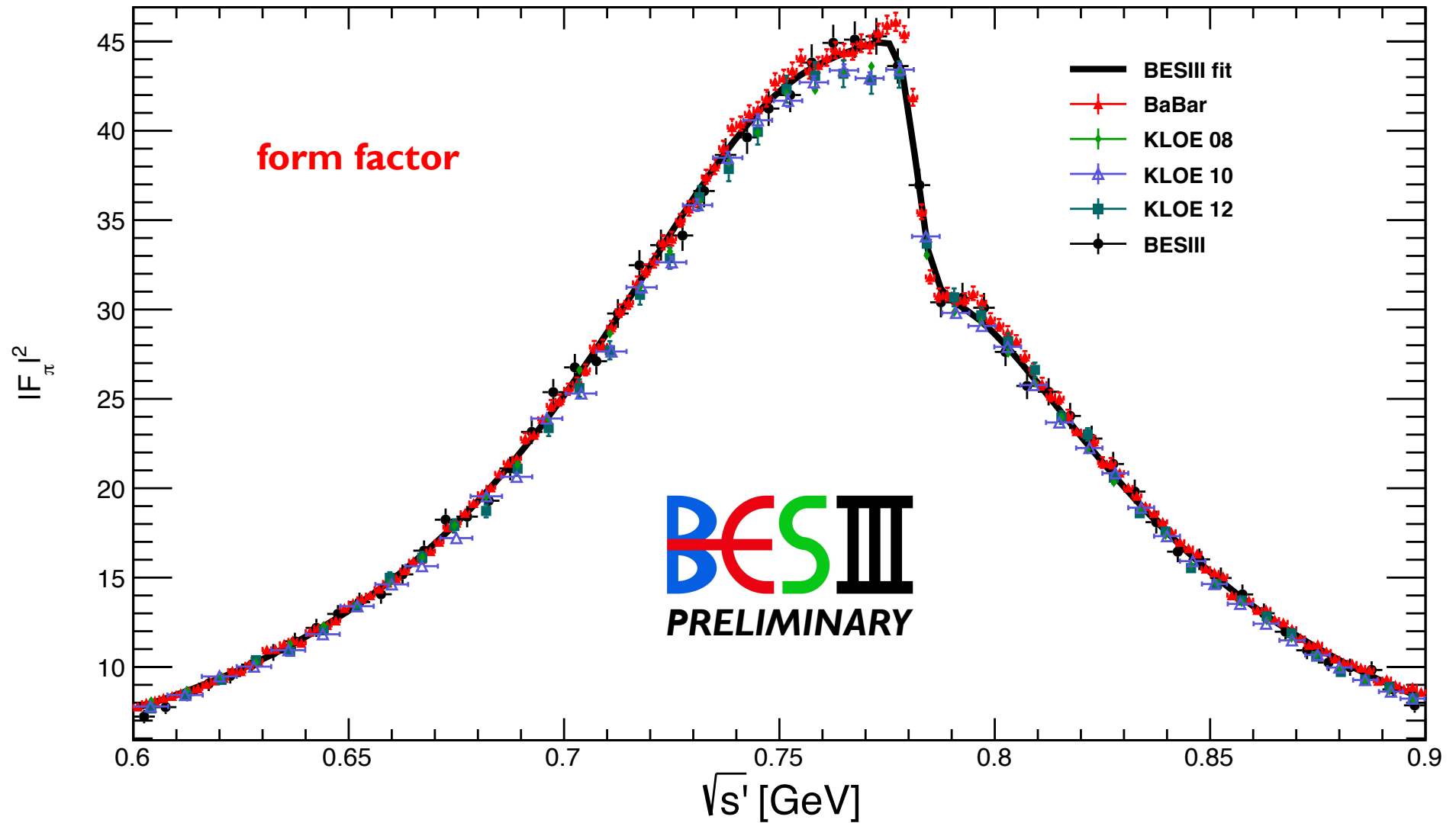
$\Gamma_\omega$



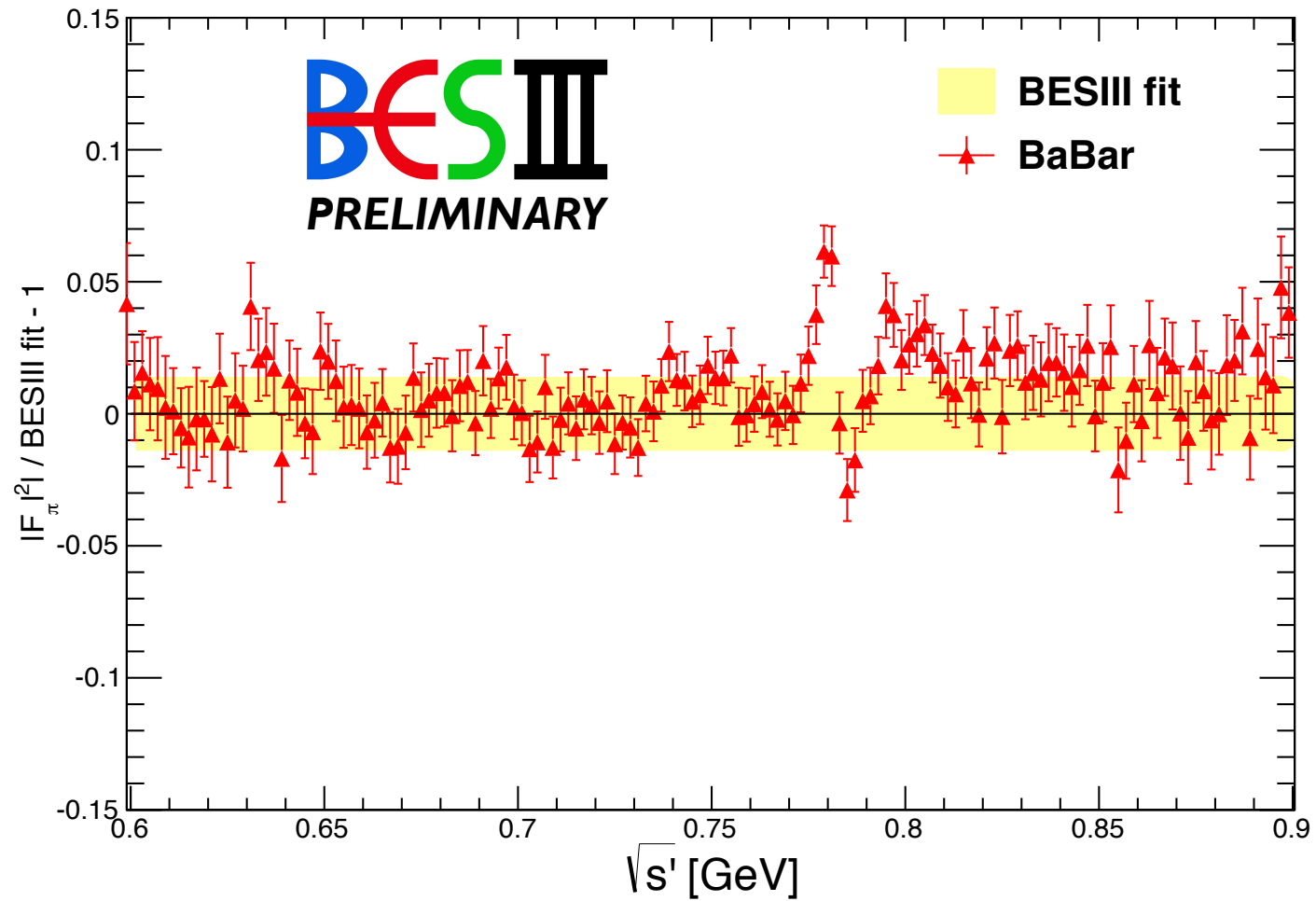
# Comparison to other experiments



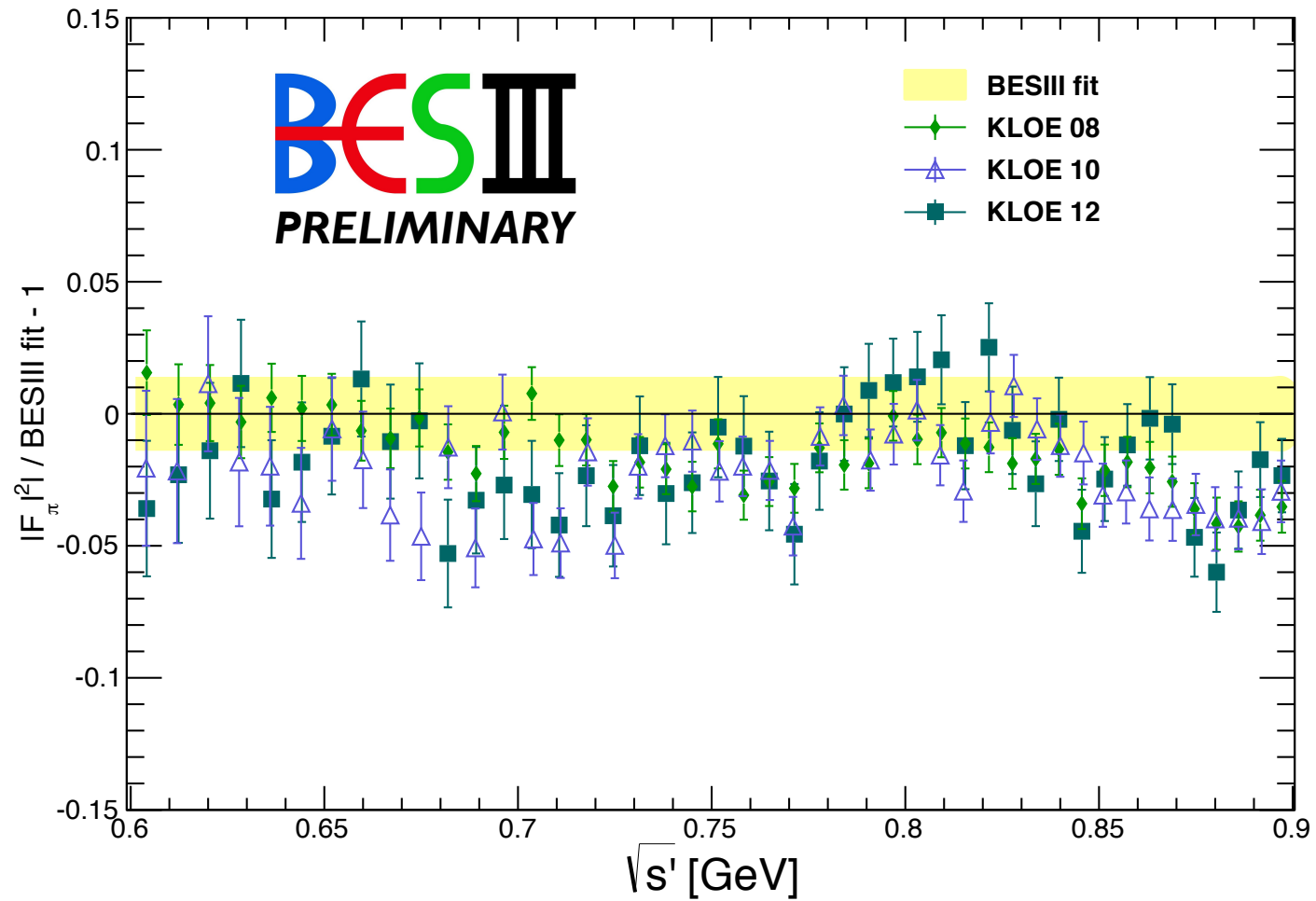
# Comparison to other experiments



# Comparison to BaBar

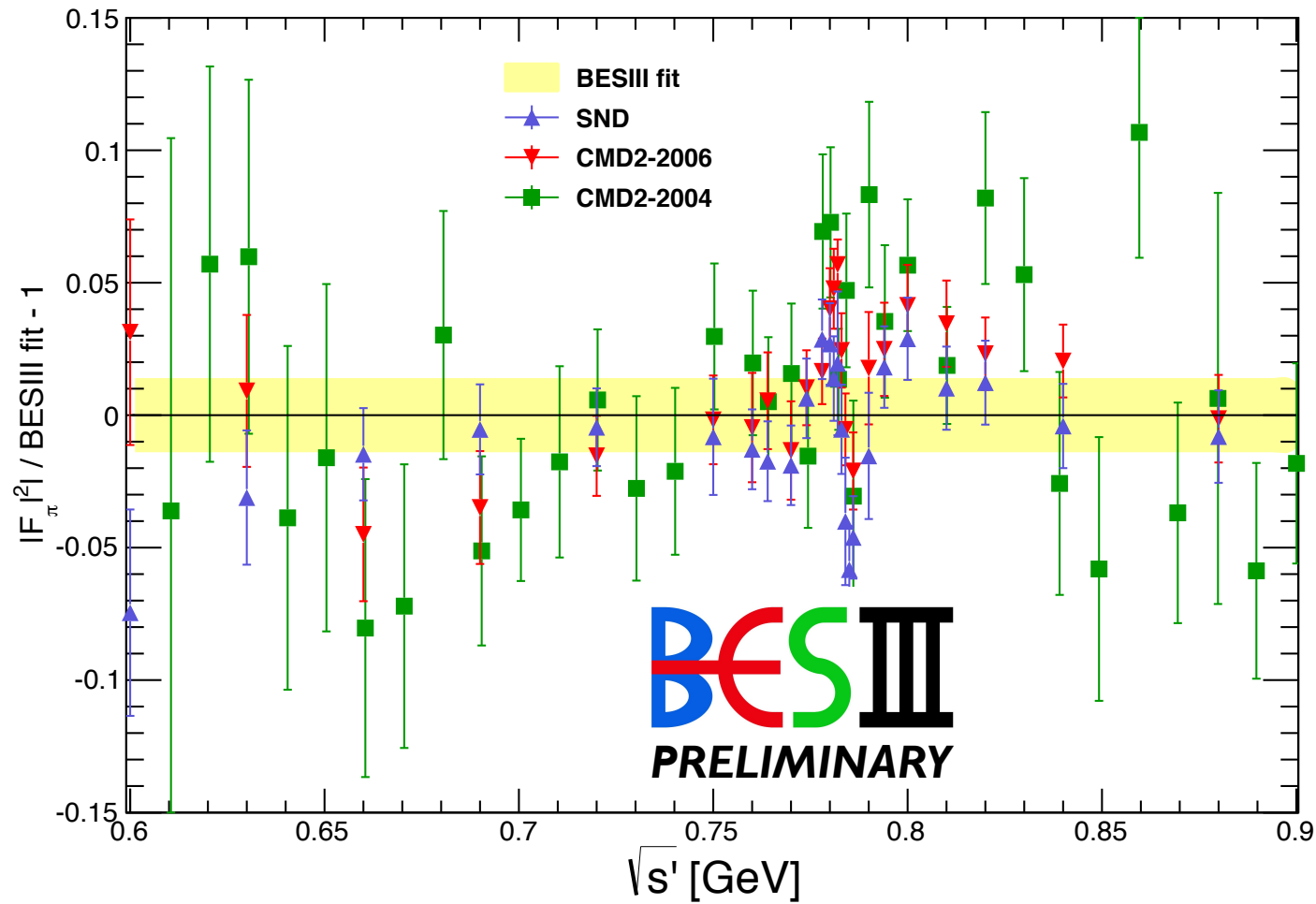


# Comparison to KLOE

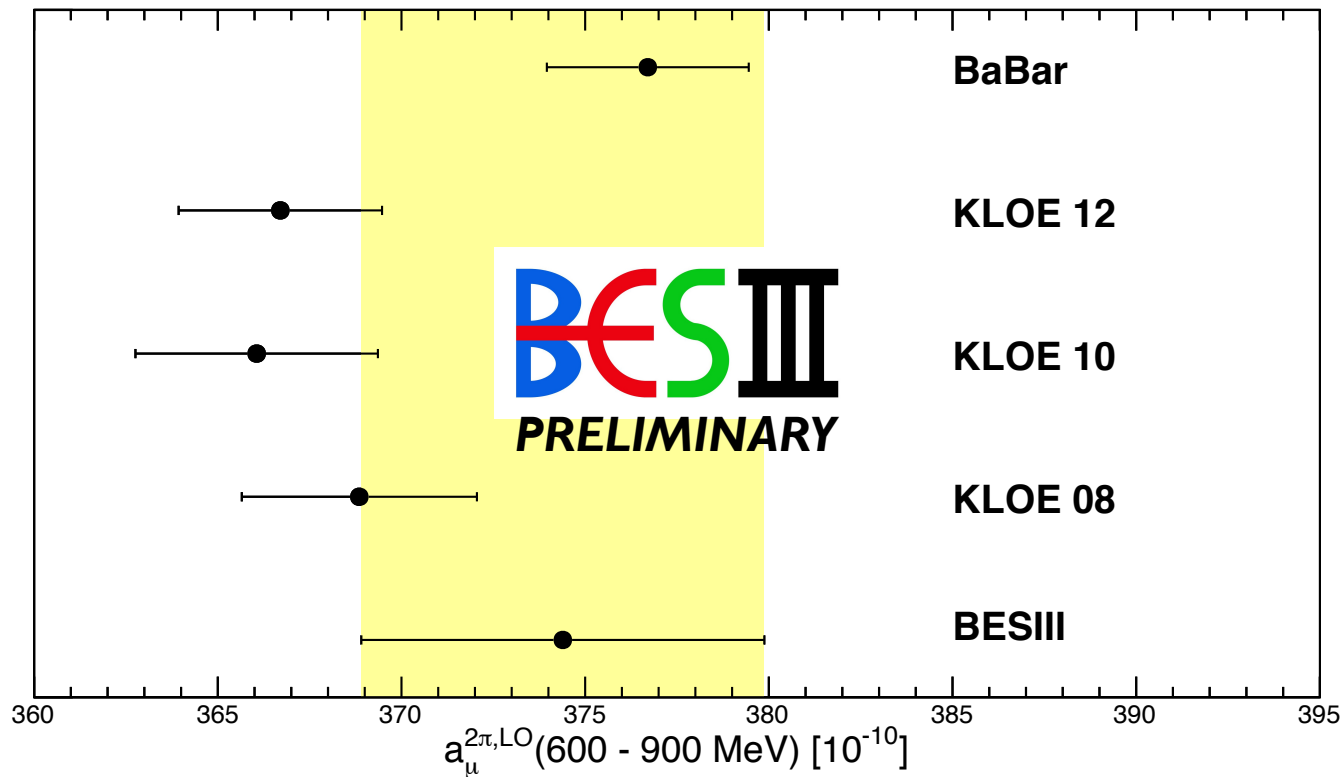




# Comparison to CMD2 and SND



# Result for (g-2)



Experiment	$a_\mu^{2\pi, LO} (600 - 900 \text{ MeV}) [10^{-10}]$
BaBar	$376.7 \pm 2.0_{\text{stat}} \pm 1.9_{\text{sys}}$
KLOE 08	$368.9 \pm 0.4_{\text{stat}} \pm 2.3_{\text{sys,exp}} \pm 2.2_{\text{sys,theo}}$
KLOE 10	$366.1 \pm 0.9_{\text{stat}} \pm 2.3_{\text{sys,exp}} \pm 2.2_{\text{sys,theo}}$
KLOE 12	$366.7 \pm 1.2_{\text{stat}} \pm 2.4_{\text{sys,exp}} \pm 0.8_{\text{sys,theo}}$
BESIII (preliminary)	$374.4 \pm 2.6_{\text{stat}} \pm 4.9_{\text{sys}}$

# Summary

---

- $\Delta a_\mu$  is confirmed
- For the future: there is a factor 3 more data available at BESIII
- Systematic uncertainty still dominating
- Currently a systematic uncertainty of 1.3% is reached
- We want to redo the luminosity measurement to decrease this error
- Paper will be published as soon as possible

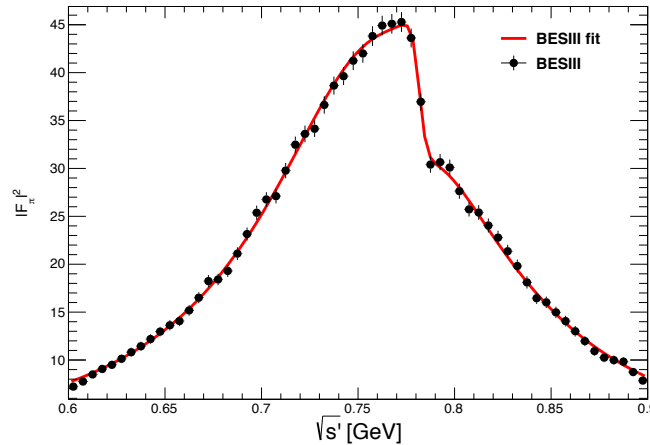
**Thank you for your attention!**

**BESIII**



# Backup

# Extracted Form Factor



Parameter	PDG	BaBar	KLOE	BESIII
$m_\rho$ (MeV)	$775.49 \pm 0.34$	$775.02 \pm 0.31$	$774.3 \pm 0.1$	$775.1 \pm 0.5$
$\Gamma_\rho$ (MeV)	$149.1 \pm 0.8$	$149.59 \pm 0.67$	$146.9 \pm 0.2$	$150.6 \pm 0.8$
$m_\omega$ (MeV)	$782.65 \pm 0.12$	$781.91 \pm 0.18$	$782.7 \pm 0.2$	$781.6 \pm 1.1$
$\Gamma_\omega$ (MeV)	$8.49 \pm 0.08$	$8.13 \pm 0.36$	$7.0 \pm 0.4$	$10.4 \pm 2.3$
$ c_\omega  (10^{-3})$		$1.644 \pm 0.061$	$1.45 \pm 0.04$	$2.1 \pm 0.3$
$\phi_\omega$ (rad)		$-0.011 \pm 0.037$	$0.18 \pm 0.03$	$-0.02 \pm 0.15$

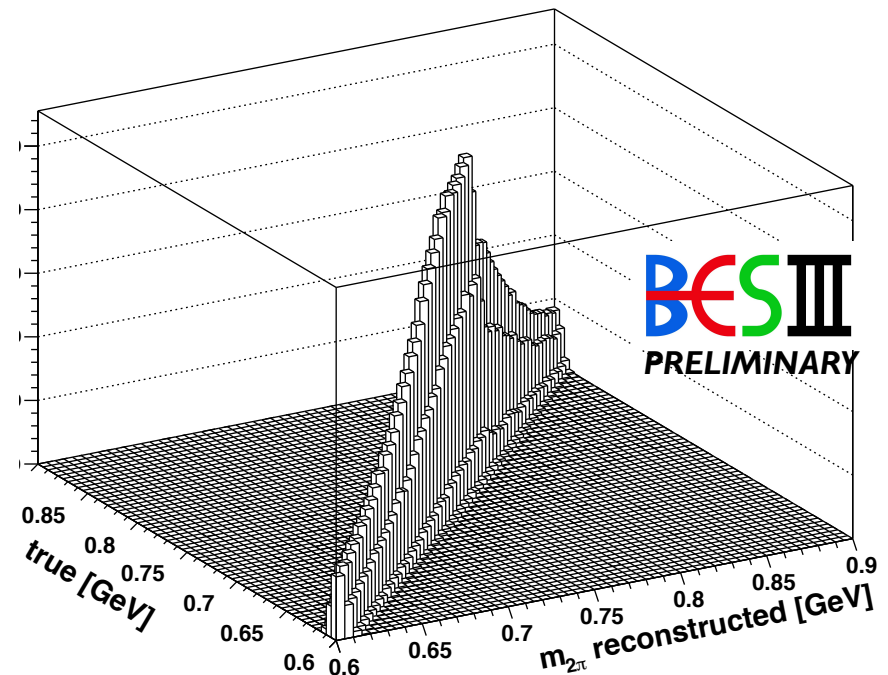
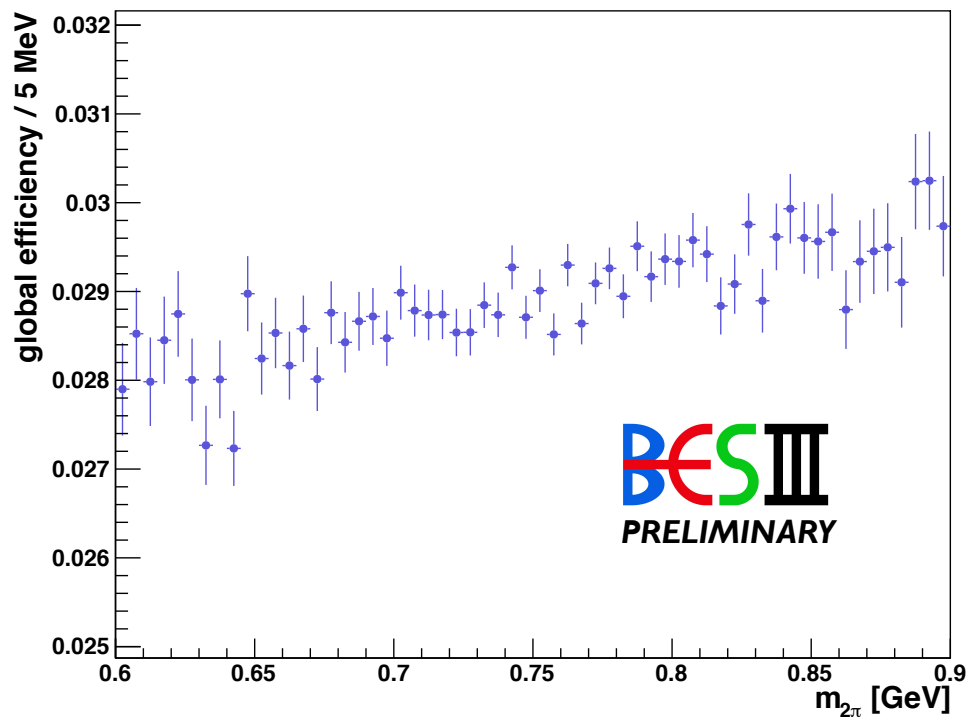
# ISR analysis

## Selection Efficiency:

- determined with MC
- corrected for data-MC differences

## Unfolding:

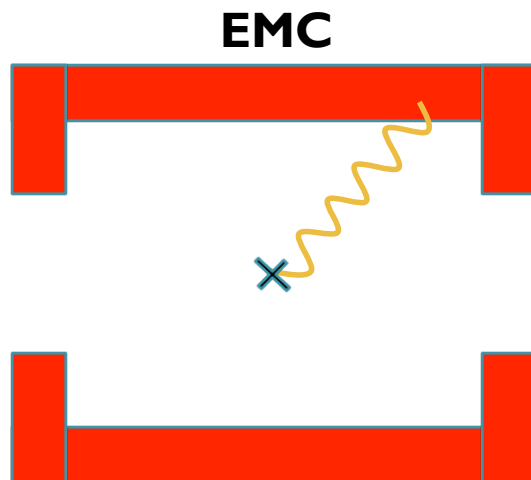
- using Singular Value Decomposition  
[Nucl.Instrum.Meth. A372:469-481 \(1996\)](#)
- response matrix determined with MC



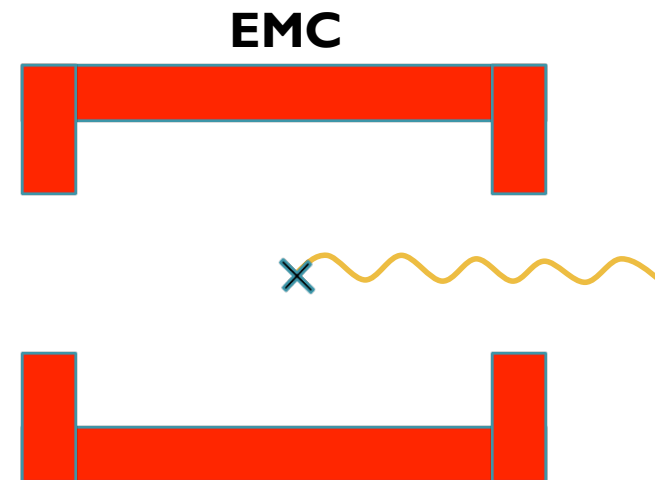
# Initial State Radiation

## Two different analysis types:

- tagged: photon is detected in the Electromagnetic Calorimeter
- untagged: photon leaves the detector (most probable case)

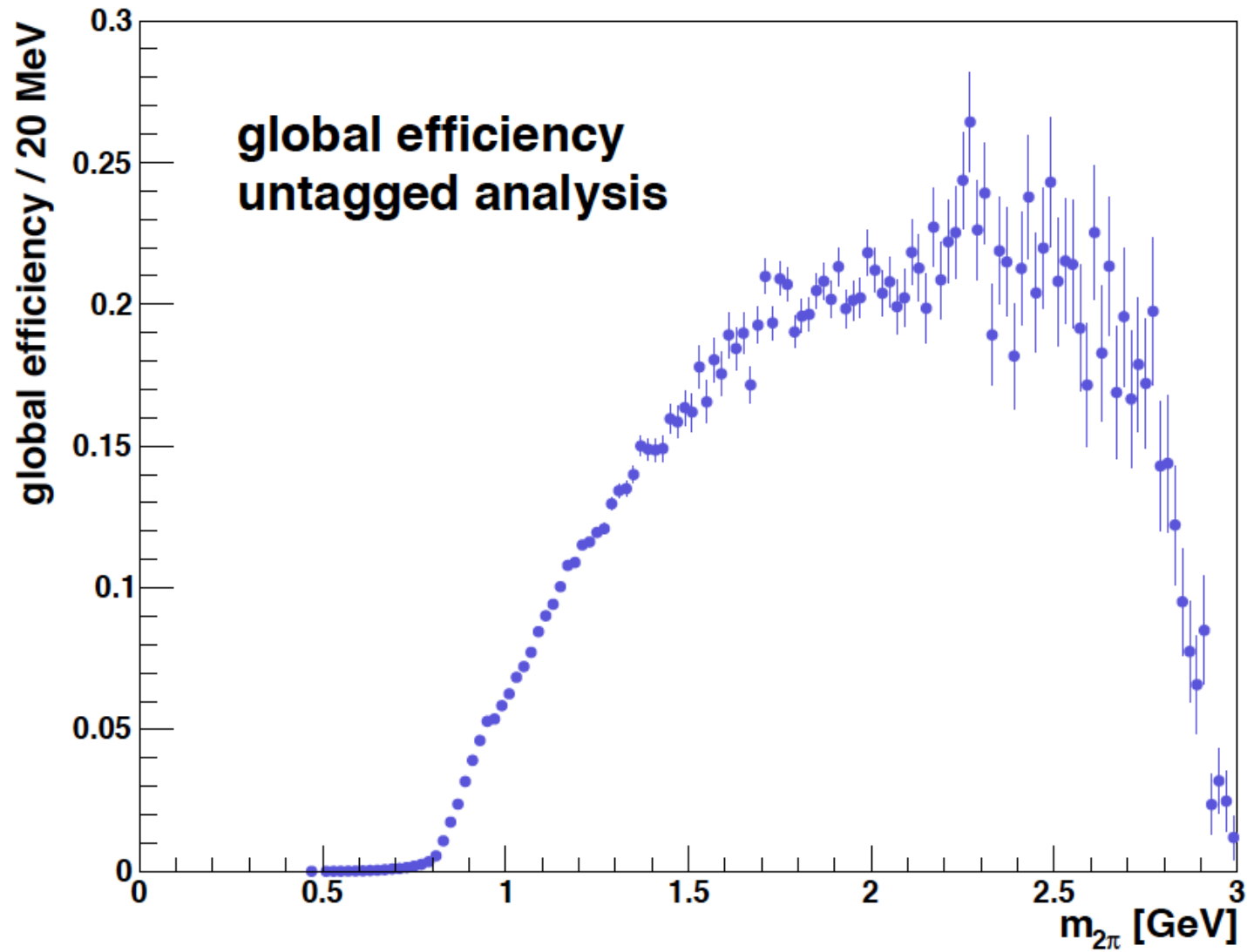


**tagged:**  
photon hits EMC



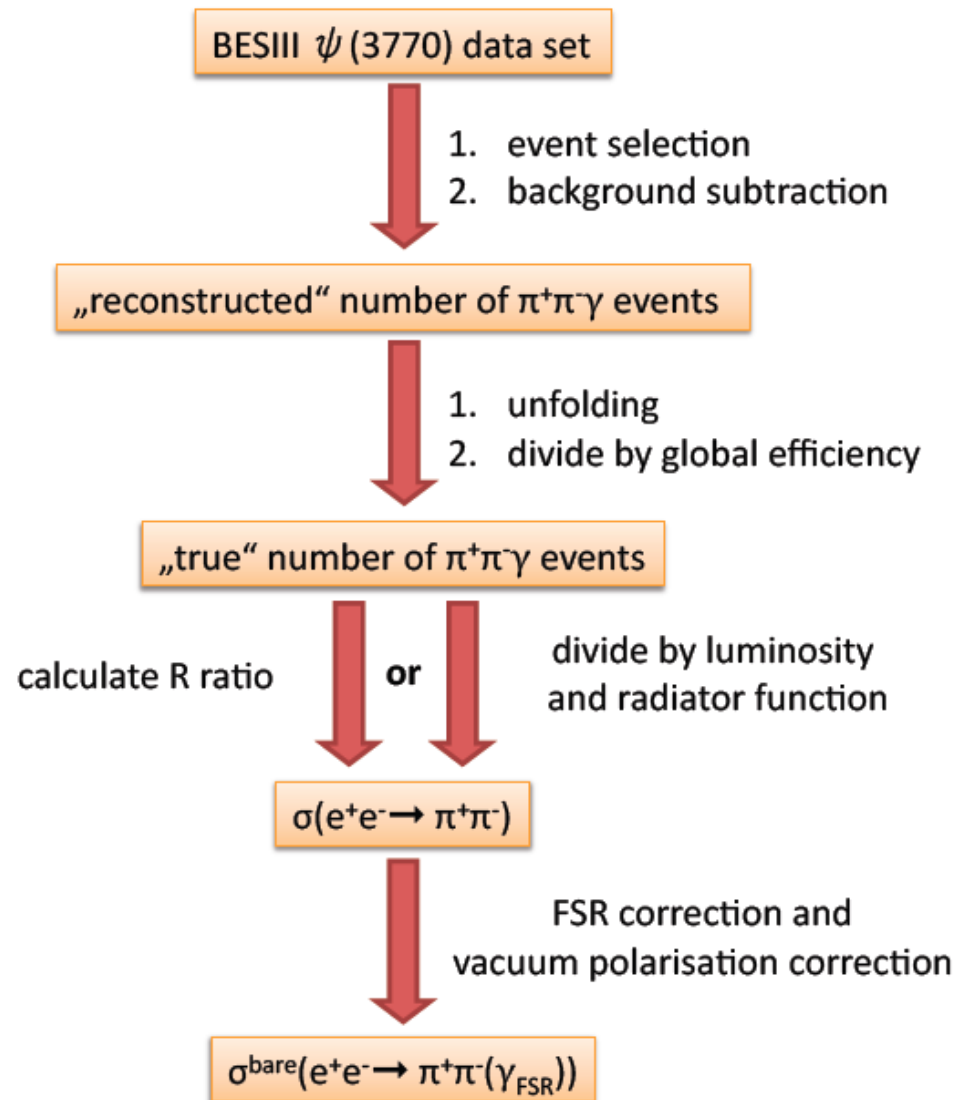
**untagged:**  
photon leaves the detector

# Global efficiency





# Structure of the analysis



# Efficiency Corrections

Study	Status
pion tracking efficiency	✓
muon tracking efficiency	✓
photon efficiency	✓
pion PID efficiency (neural network)	✓
muon PID efficiency (neural network)	✓
electron PID efficiency	✓

**Main part of the analysis.**

**Essential to reach high precision.**